




MAP LEGEND

-  NO PARKING DURING SNOW EMERGENCY OR AS SIGNED
-  PARKING THIS SIDE ONLY DURING SNOW EMERGENCY
-  SNOW EMERGENCY PARKING PERMITTED AS SIGNED

**Snow Emergency:
Parking This Side Only**

**Snow
Emergency:
Alternate
Side Parking**

**Snow
Emergency:
Parking This
Side Only**

**Snow Emergency:
Alternate Side Parking**

Contributors, County of Dane, BuildingFootprintUSA, feGraph, INCREMENT P, METI/NASA, USGS, EPA, NPS, US Census Bureau, USDA

