

2020 Sustainability Project Dashboard

Renewable Energy

19% of Monona's electricity came from renewable sources in 2020

6% of the renewable energy came from City solar panels

13% of the renewable energy was purchased from MG&E

Green Power Tomorrow

Over 300 Monona households and 6 commercial customers participate in Madison Gas & Electric's Green Power Tomorrow program.



Bronze BFC

In 2020, Monona was re-certified as a Bronze-level Bike Friendly Community by the League of American Bicyclists.



Outreach Initiatives

In 2020, 10 storm drains were adopted by 4 residents through the Adopt-a-Stormdrain program.

The Sustainable Monona page gained 86 new followers in 2020.



The Sustainability Committee hosted a week of virtual Earth Day educational content.

The Monona Library hosted three virtual Eco-Action Tuesday events.



San Damiano Purchase

In September 2020, the City of Monona agreed to purchase the 10-acre San Damiano property, which includes over 1,000 feet of shoreline along Lake Monona. This purchase provides an opportunity to increase public open space along Lake Monona's shoreline.

Public Works Garage

In 2020, the City's Public Works Garage was retrofitted with a new HVAC system and all LED lighting. These upgrades replaced outdated equipment and will make the garage more energy efficient. The LED lighting is expected to reduce lighting energy use by up to 50%.



Tree Planting

In 2020, Monona launched a new fundraising campaign to help replace trees on public property that were removed because of the Emerald Ash Borer. The Forestry Fund received \$1100 in donations.

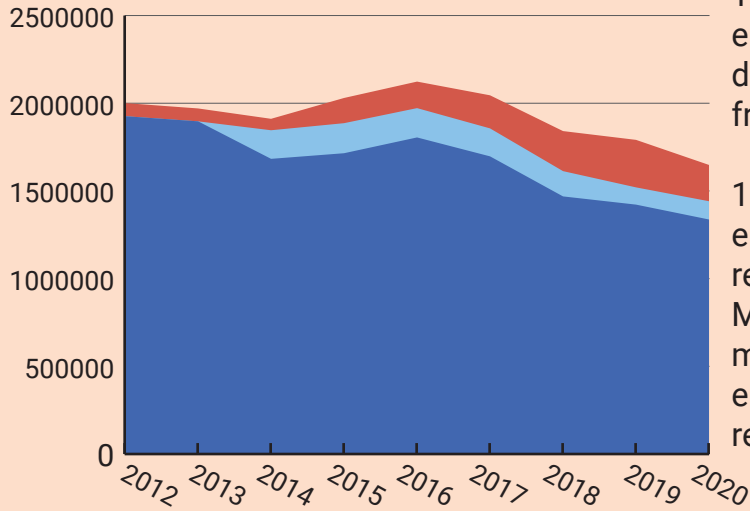
Monona Parks staff continued planting trees in City parks during 2020.



2020 Annual Metrics Recap

Electricity

Municipal Electricity Usage (kWh)



The City's municipal electricity usage decreased by 8.6% from 2019 to 2020.

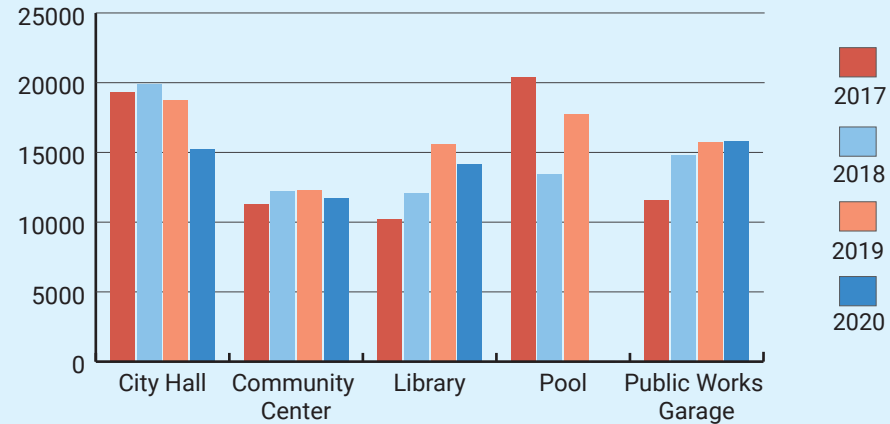
19% of the City's energy came from renewable sources. Monona's goal is to meet 100% municipal energy demand with renewables by 2030.

■ Non-renewable energy from MG&E ■ Renewable energy from solar ■ Renewable energy from MG&E

Natural Gas

Monona's municipal natural gas use decreased by 23% during 2020. Closure of facilities like the pool, library and community center due to COVID-19 contributed to the decrease.

Natural Gas Usage by Building (Therms)



Public Transit

Ridership on Monona Lift declined 28% from 2020 to 2019.

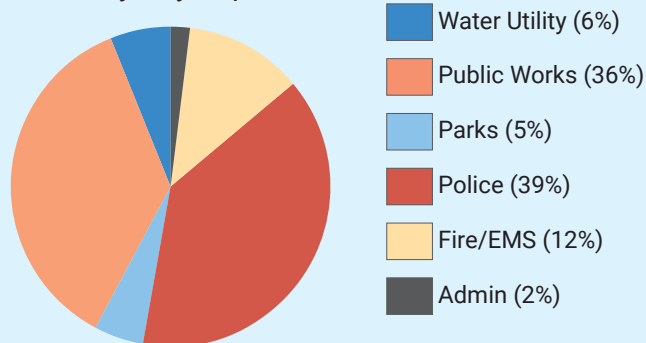
Ridership on Monona Express declined 69% from 2020 to 2019.

Such extreme declines in ridership can largely be attributed to the COVID-19 pandemic.

Fuel Usage

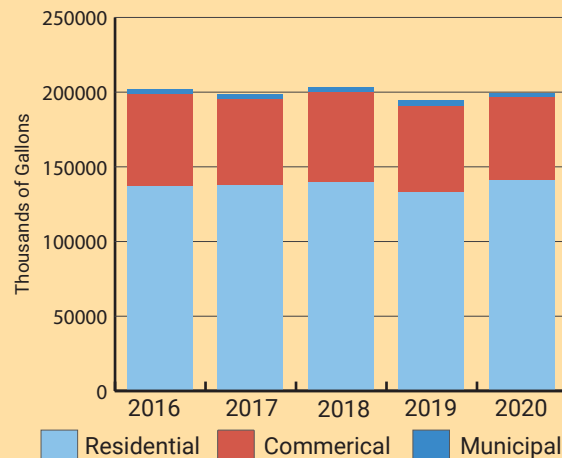
Monona's municipal fuel usage decreased by 8.9% from 2019 to 2020.

Fuel Use by City Department



Water Usage

City Water Use



Water use in Monona increased by 2.3% in 2020. As residents spent more time at home, residential water use increased, and municipal and commercial water use decreased compared to 2019.

Trash and Recycling

28% of Monona's waste was recyclable materials, and 72% was trash, in 2020. Recycling decreased slightly and trash increased slightly between 2019 and 2020.

Trash & Recycling Breakdown

